



WESTERN ELECTRO - ACOUSTIC LABORATORY

A division of Veneklasen Associates, Inc.

TESTING • CALIBRATION • RESEARCH

25132 Rye Canyon Loop Santa Clarita, California 91355 Tel: (661) 775-3741 Fax: (661) 775-3742 www.weal.com

SOUND TRANSMISSION LOSS TEST REPORT NO. TL08-652

CLIENT: **Therma Tru**
1750 Indian Wood Circle
Maumee, Ohio 43537
TEST DATE: 28 October 2008

Page 1 of 2
4 December 2008

INTRODUCTION

The methods and procedures used for this test conform to the provisions and requirements of ASTM E 90-04, *Standard Test Method for Laboratory Measurement of Airborne Sound Transmission Loss of Building Partitions*. Copies of the test standard are available at www.astm.org. The test chamber source and receiving room volumes are 204 and 148.4 cubic meters respectively. Western Electro-Acoustic Laboratory is accredited by NVLAP (National Voluntary Laboratory Accreditation Program) Lab Code 100256-0 for this test procedure. NVLAP is part of the United States Department of Commerce, National Institute of Standards and Technology (NIST). This test report relates only to the item(s) tested. Any advertising that utilizes this test report or test data must not imply product certification or endorsement by WEAL, NVLAP, NIST or the U.S. Government.


DESCRIPTION OF TEST SPECIMEN

The test specimen was a Therma-Tru decorative insulating glass unit captured in an aluminum lite frame. The specimen was installed by sliding it completely into the test chamber opening and capturing it with screws on both sides. The specimen was sealed into the test chamber opening with a heavy duct seal putty around the entire perimeter on both sides. The glazing consisted of a 1 inch (25.4 mm) triple glazed unit which was 3/8 inch (9.5 mm) laminated glass, 5/32 inch (4 mm) air space, 3/16 inch (4.8 mm) decorative glass, 5/32 inch (4 mm) and 1/8 inch (3.2 mm) double strength glass. The laminated glass sandwich consisted of 5/32 inch (4 mm) annealed glass, .090 inch (2.3 mm) PVB interlayer, and 1/8 inch (3 mm) annealed glass. The unit was sealed only on the exterior side with a Bostick glazing bead and was captured by screwing together the two frame members. The dimensions of the specimen were 23-7/8 inches (606 mm) wide by 81-7/8 inches (2.08 m) high by 2-3/4 inches (69.9 mm) thick. The overall weight of the specimen was 107 lbs. (48.5 kg) for a calculated surface density of 7.89 lbs./ft² (38.5 kg/m²).

RESULTS OF THE MEASUREMENTS


One-third octave band sound transmission loss values are plotted and tabulated on the attached sheet. ASTM minimum volume requirements are met at 80 Hz and above. The Sound Transmission Class rating determined in accordance with ASTM E 413-04 was STC-38. The Outdoor-Indoor Transmission Class determined in accordance with ASTM E 1332-90(2003) was OITC-31. The Exterior Wall Rating was EWR 38.

Approved:



Gary E. Mange
Laboratory Director

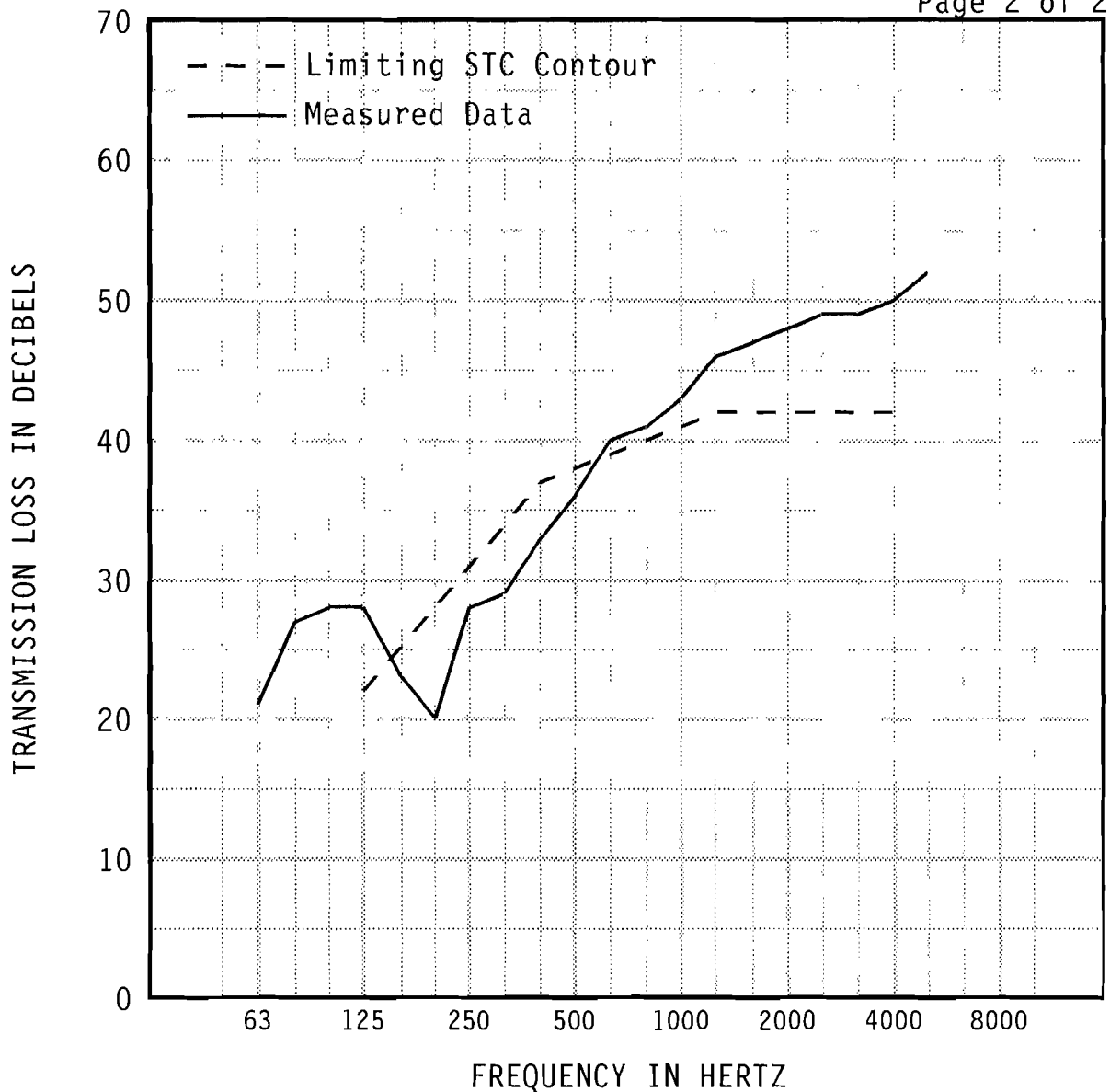
Respectfully submitted,
Western Electro-Acoustic Laboratory



Raul Martinez
Acoustical Test Technician

WESTERN ELECTRO-ACOUSTIC LABORATORY

Report No. TL08-652



1/3 OCT BND CNTR	FREQ	63	80	100	125	160	200	250	315	400	500
TL in dB		21	*27	28	28	23	20	28	29	33	36
95% Confidence in dB deficiencies		1.42	1.92	2.07	1.47	0.89 (2)	0.76 (8)	0.80 (3)	0.52 (5)	0.36 (4)	0.38 (2)
1/3 OCT BND CNTR	FREQ	630	800	1000	1250	1600	2000	2500	3150	4000	5000
TL in dB		40	41	43	46	47	48	49	49	50	52
95% Confidence in dB deficiencies		0.29	0.44	0.38	0.39	0.36	0.56	0.55	0.31	0.32	0.50

EWR	OITC	* Minimum estimate of transmission loss. Measurement limited by filler wall. Actual TL will be equal to or greater than value reported.	Specimen Area: 13.57 sq.ft.	STC
38	31		Temperature: 72.1 deg. F	38
			Relative Humidity: 32 %	(24)
			Test Date: 28 October 2008	

Report must be distributed in its entirety except with written authorization from Western Electro-Acoustic Laboratory